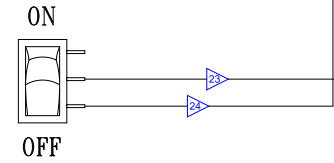
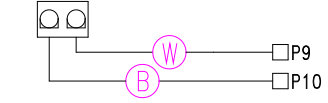
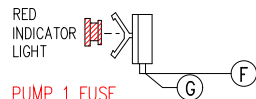


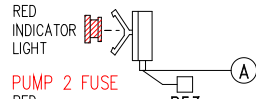
12V Light (White 2-Pin)



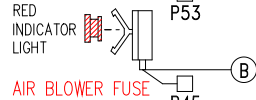
SYSTEM FUSE



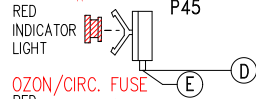
PUMP 1 FUSE



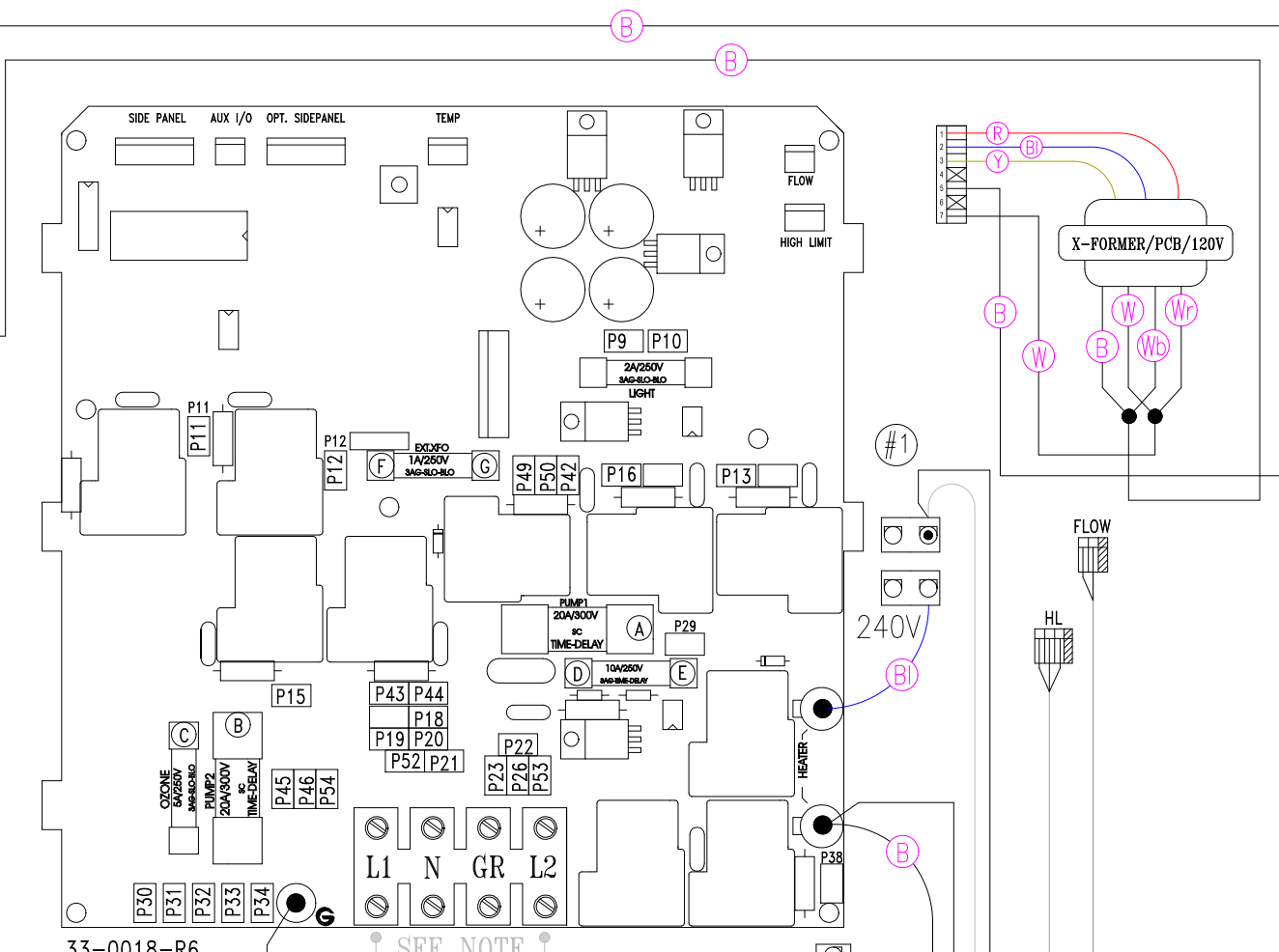
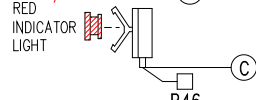
PUMP 2 FUSE



AIR BLOWER FUSE



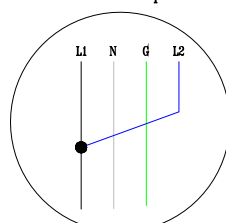
OZON/CIRC. FUSE



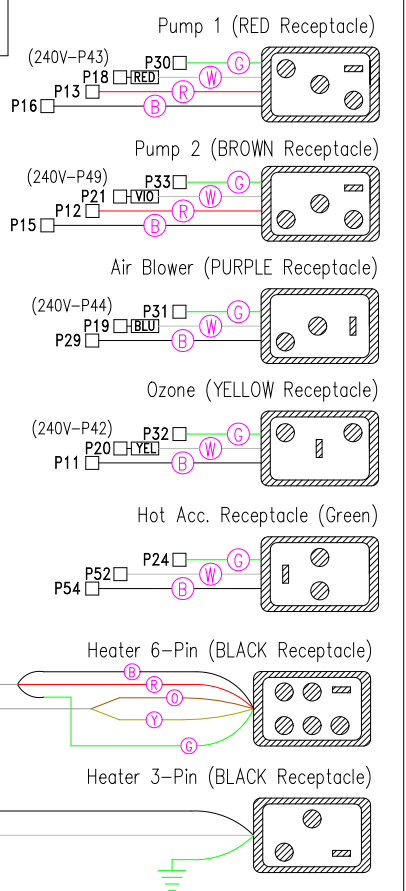
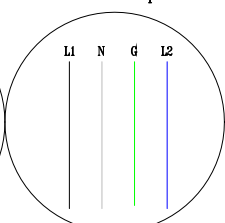
33-0018-R6

SEE NOTE

Line 1 & Line 2
MUST be connected
for 120V input



Line 1 & Line 2
MUST be separate
for 240V input



LEGEND	
	- 1/4" QUICK CONNECT
	- 1/4" PIGGYBACK
	- FORK CONNECTOR
	- RING CONNECTOR
	- SOCKET CONNECTOR
	- PIN CONNECTOR

HYDRO-QUIP
CORONA, CA (909) 273-7575

Manufacture Notes: EX: RED - DENOTES THE COLOR OF HEAT SHRINK USED.

Dwg. No. **H556A0-DKPQY8-S5**

Drawn BH
Date 06.03.05

Rev 10

Diagram No. **6202**

Wire Color Code	
B - Black	G - Green
Br - Brown	Bl - Blue
R - Red	V - Violet
O - Orange	W - White
Y - Yellow	Gr - Gray

USE ONLY COPPER CONDUCTORS